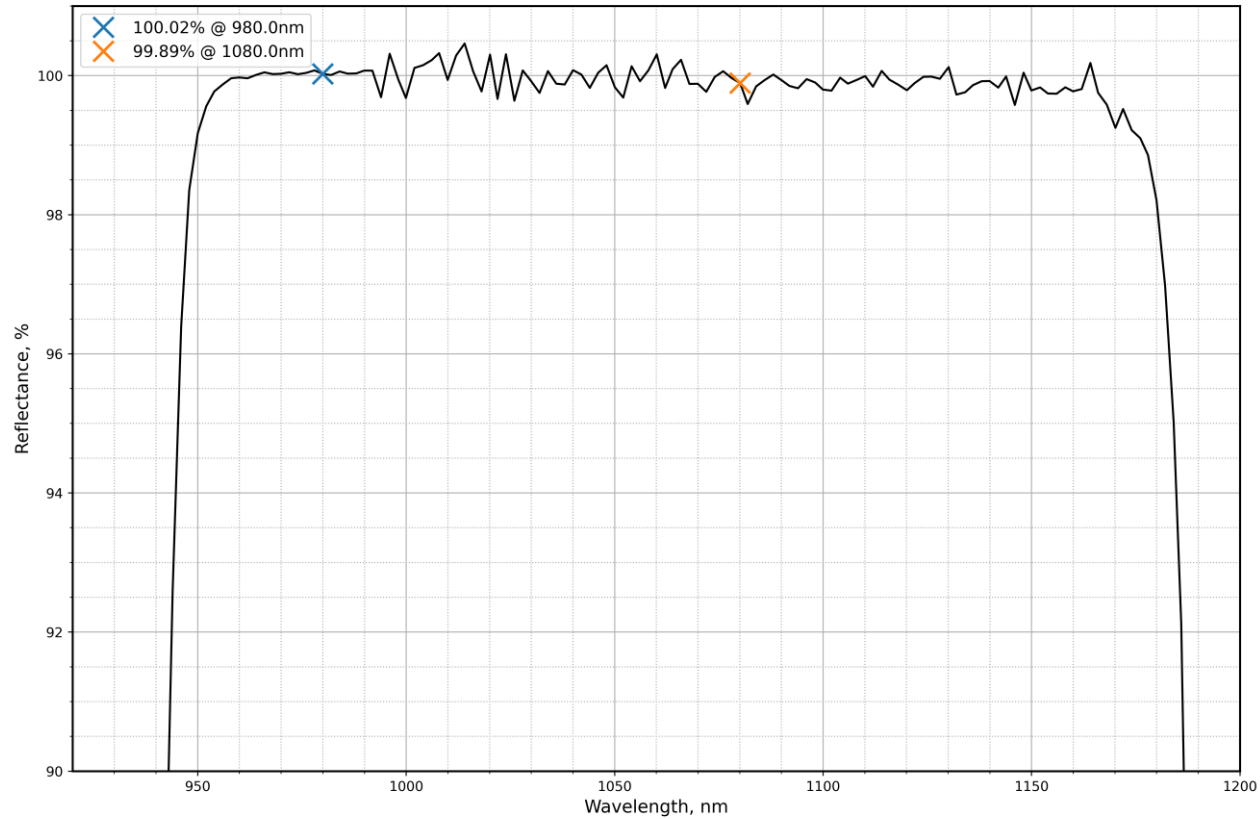


S1: HR>99.9% @ 980 - 1080nm. GDD = -350fs² @ 980 - 1080nm. AOI = 5deg.
S2: Uncoated



Ra i8 Good Component

Fig. 1.

SIDE MEASURED: S1+S2 (good component)

COMMENTS: Margin of measurement error: +/-0.25%

GDD = -350fs^2 @ 980 - 1080nm. AOI = 5deg.

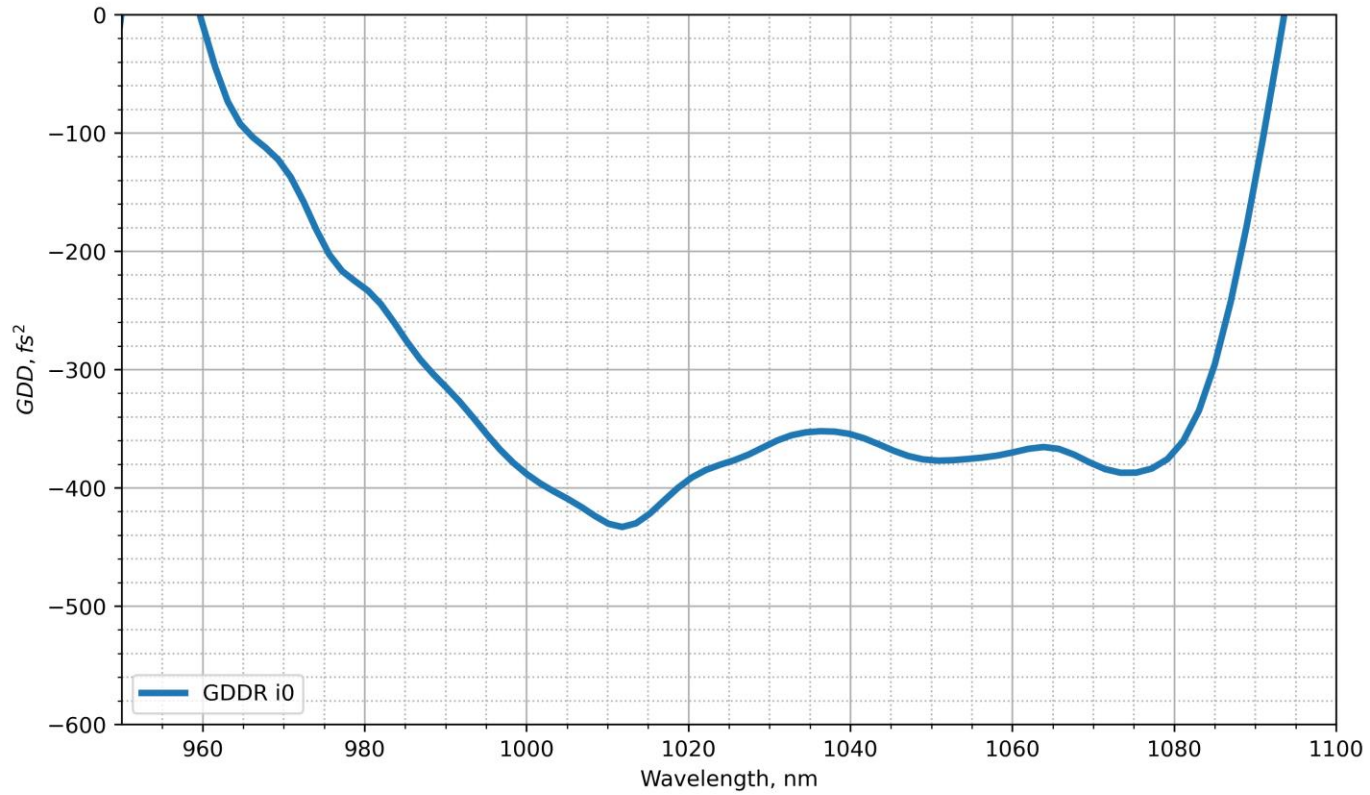


Fig.2. Measured GDD

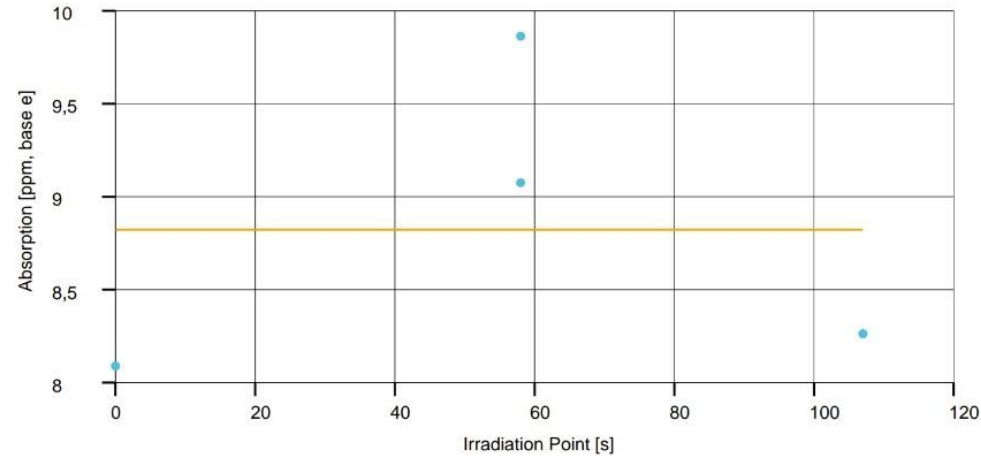
SIDE MEASURED: S1 (good component)

COMMENTS:

Absorption: <20ppm @ 1064nm

Measurement / Surface / HR

IP[s]	Deviation	TC[s]	Power[W]	Abs.[ppm]
0,0	0,396	0,000	35,400	8,1
58,0	0,830	0,000	66,200	9,1
58,0	0,891	0,000	65,400	9,9
107,0	0,747	0,000	65,400	8,3



Calibration Coefficient:

1,3820 mW⁻¹

Absorption:

8,8 ±3,1 ppm

(Method of calculation: Meanvalue)

Fig. 3. Measured Absorption

SIDE MEASURED: S1 (good component)

COMMENTS:

LIDT TEST RESULTS

LIDT VALUE

10^3 -on-1	$0.1311 \begin{smallmatrix} +0.0042 \\ -0.0041 \end{smallmatrix} \text{ J/cm}^2$
--------------	--

CHARACTERISTIC DAMAGE CURVE

Table 1: Estimated LIDTs from fitting model for sample PAN6862_C5.

Test mode	Threshold (Catastrophic)	Threshold (Color mode)
1-on-1	$0.1954 \begin{smallmatrix} +0.0061 \\ -0.0060 \end{smallmatrix} \text{ J/cm}^2$	$0.1476 \begin{smallmatrix} +0.0066 \\ -0.0065 \end{smallmatrix} \text{ J/cm}^2$
10-on-1	$0.1764 \begin{smallmatrix} +0.0144 \\ -0.0140 \end{smallmatrix} \text{ J/cm}^2$	$0.1421 \begin{smallmatrix} +0.0105 \\ -0.0102 \end{smallmatrix} \text{ J/cm}^2$
10^2 -on-1	$0.1576 \begin{smallmatrix} +0.0104 \\ -0.0101 \end{smallmatrix} \text{ J/cm}^2$	$0.1421 \begin{smallmatrix} +0.0105 \\ -0.0102 \end{smallmatrix} \text{ J/cm}^2$
10^3 -on-1	$0.1393 \begin{smallmatrix} +0.0045 \\ -0.0045 \end{smallmatrix} \text{ J/cm}^2$	$0.1311 \begin{smallmatrix} +0.0042 \\ -0.0041 \end{smallmatrix} \text{ J/cm}^2$

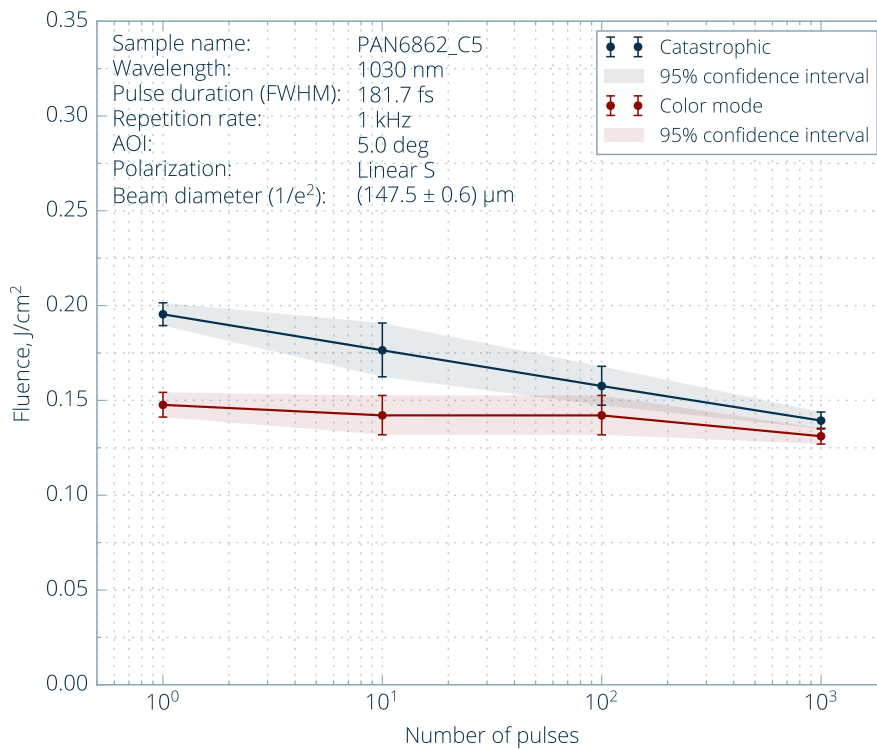


Figure 2. Characteristic damage curve.